

# Wellsville Water Treatment Plant



## WATER QUALITY REPORT FOR 2011

Public Water Supply ID# NY 0200327

### INSIDE THIS REPORT:

Facts & Figures	2
Are their contaminants?	2
Why save water?	2
Detected Contaminants	3
Definitions	4
Footnotes	4
Special Precautions?	5
System Improvements	5



111 W. State St.  
Wellsville, NY 14895  
Ph: 585-593-3333  
Ex: 585-593-5864  
[www.wellsvillewater.com](http://www.wellsvillewater.com)

VISIT THE WATER WEB SITES  
LISTED BELOW

[www.epa.gov/safewater](http://www.epa.gov/safewater)

[www.health.state.ny.us](http://www.health.state.ny.us)

[www.wellsvillewater.com](http://www.wellsvillewater.com)

To comply with State and Federal regulations, the Wellsville Water Department will be annually issuing a report describing the quality of your drinking water. The purpose of this report is to raise your understanding of drinking water and awareness of the need to protect our drinking water sources. Last year, your tap water met all State drinking water health standards. We are proud to report that our system has never violated a maximum contaminant level or any other water quality statement. This report provides an overview of last year's water quality. Included are details about where your water comes from, what it contains, and how it compares to State standards.

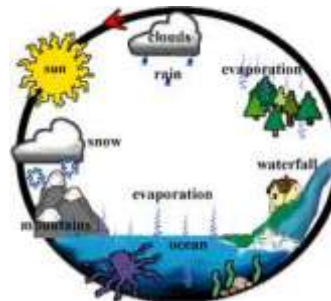
If you have any questions about this report or concerning your drinking water, please contact Dana Harris, treatment plant supervisor, at (585) 593-3333. We want you to be informed about your drinking water. If you want to learn more, please visit our

web site ([www.wellsvillewater.com](http://www.wellsvillewater.com)), or attend any of our regularly scheduled Village board meetings. The meetings are held the 2<sup>nd</sup> and 4<sup>th</sup> Mondays of the month at 7:00 p.m. at the municipal building.



### WHERE DOES OUR WATER COME FROM?

In general, the sources of drinking water (both tap and bottled water) include rivers, lakes, streams, ponds, reservoirs, springs, and wells. As water travels over the surface of the land or through the ground, it dissolves naturally occurring minerals and can pick up substances resulting from the presence of animals or from human activities. Contaminants that may be present in source water include: microbial contaminants; inorganic contaminants; pesticides and herbicides; organic chemical contaminants; and radioactive contaminants. In order to ensure that tap water is safe to drink; the State and the EPA prescribe regulations which limit the amount of certain contaminants in water provided by public water systems. The State Health Department's and FDA's regulations establish limits for contaminants in bottled water which must provide the same protection



for public health.

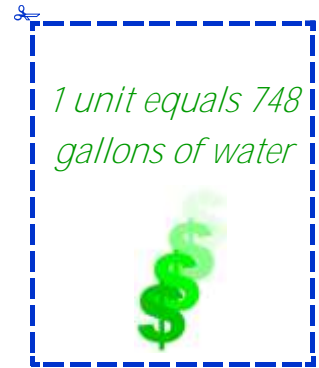
The Village of Wellsville's water source is surface water (Genesee River). The water is drawn from the river at our intake located south of the treatment plant. During 2011 our system did not experience any restriction of our water source. The water is pumped from our intake to the treatment plant. After filtration, disinfection, pH adjustment, fluoridation, and corrosion control treatment, the water is then pumped to our two 2 million gallon reservoirs which then flows to the businesses and homes.

The New York State Department of Health has completed a source water assessment for this water system. The final report hasn't been published yet. When this becomes available, you may call 593-3333 for a copy.

## FACTS AND FIGURES

Our water system serves 5700 people through 2300 service connections. The total water produced in 2011 was 255 million gallons. The daily average water pumped into the system was 701,238 gallons. Our highest single day was 1,430,000. The amount of water delivered to customers was 213 million gallons; this leaves 42 million gallons of water unaccounted for. (16% of the amount pumped). This unaccounted for water includes water used for flushing mains, fighting fires, fire training, and leaks. In 2011 our water customers were charged \$0.54 per unit of water ( 1 unit equals 748 gallons) for 1 to 3 units, \$3.68 per unit of water for 4 to 50 units, \$2.54 per unit for 50 to 100 units, \$2.27 per unit for 101 to 150 units, \$1.32 per unit over 150 units. Plus a monthly service charge of \$15.25.

For a more detailed explanation of our billing rates: [www.wellsvillewater.com/water\\_rates.htm](http://www.wellsvillewater.com/water_rates.htm)



## Are there contaminants in our drinking water?

As the State regulations require, we routinely test your drinking water for numerous contaminants. These contaminants include: total coliform, turbidity, inorganic compounds, nitrate, nitrite, lead, copper, volatile organic compounds, total trihalomethanes, radiological, and synthetic organic compounds. The table of detected contaminants included with this report depicts which compounds were detected in your drinking water. For further information on all of the contaminants tested and their results visit our web site. The State allows us to test for some contaminants less than once per year because the concentrations of these contaminants do not change frequently. Some of our data


though representative, are more than one year old.

It should be noted that all drinking water, including bottled drinking water, might be reasonably expected to contain at least small amounts of some contaminants. The presence of contaminants does not necessarily indicate that the water poses a health risk. More information about contaminants and potential health effects can be obtained by calling the EPA's Safe Drinking Water Hotline at (800) 426-4791 or the Allegany County Department of Health at (585) 268-9250.



## Information on Fluoride addition.

The Village of Wellsville is one of the many drinking water systems in New York State that provides drinking water with a controlled, low level of fluoride for consumer dental health protection. According to the United States Centers for Disease Control, fluoride is very effective in preventing cavities when present in drinking water at an optimal range from 0.8 to 1.2 mg/l (parts per million). To ensure that the fluoride supplement in your water provides optimal dental protection, the State Department of Health requires that we monitor fluoride levels on a daily basis. During 2011 monitoring showed fluoride levels in your water were in the optimal range 100 % of the time. None of the monitoring results showed fluoride at levels that approach the 2.2 mg/l MCL for fluoride



## Why save water and how to avoid wasting it?

Although our system is very fortunate to have an adequate amount of water to meet present and future demands, there are a number of reasons why it is important to conserve water:

Saving water lessens the strain on water systems during a dry spell or drought, helping to avoid severe water use restrictions so that essential fire fighting needs are met.

You can play a role in conserving water by becoming conscious of the amount of water your household is using, and by looking for ways to use less whenever you can. It is not hard to conserve water.

### Conservation tips include:

- Dishwashers use 15 gallons for every cycle, regardless of how many dishes are loaded. So load it to capacity every time.
- Check every faucet in your home for leaks. Just a slow drip can waste 15 to 20 gallons a day. Fix it and you can save almost 6,000 gallons per year.
- Check your toilets for leaks by putting a few drops of food coloring in the tank, watch for a few minutes to see if the color shows up in the bowl. It is not uncommon to lose up to 100 gallons a day from one of the otherwise invisible toilet leaks. Fix it and you can save more than 30,000 gallons per year.
- Use water-saving, flow-restricting shower heads and low flow faucets (aerators).



- Use your water meter to detect hidden leaks. Simply turn off all taps and water using appliances. Check your meter reading, and then check again after 15 minutes, if it moved, you have a leak. Most of our meters have a leak detector dial in the middle of them (usually a white arrow), that if turning when everything is off signifies a leak.
- Don't cut your lawn too short, longer grass saves water.
- Water your lawn after 6:00 pm, this prevents water loss due to evaporation.
- When washing your car don't let the hose run continuously.
- When brushing your teeth, shaving or shampooing avoid running the water unnecessarily.
- Water your garden and lawn only when necessary. Remember that a layer of mulch in the flower beds and garden is not only aesthetically pleasing but will help retain moisture.

## TABLE OF DETECTED CONTAMINANTS

CONTAMINANT	VIOLATION YES/NO	DATE OF SAMPLE	LEVEL DETECTED (RANGE)	LEVEL OF MEASUREMENT	MCLG	REGULATORY LIMIT	LIKELY SOURCE OF CONTAMINATION
<b>Microbiological Contaminants:</b>							
Turbidity <sup>2</sup>	NO	10/10 2011	0.26 (0.02–0.26)	NTU	N/A	TT 0.3	Soil Runoff
<b>Radiological Contaminants:</b>							
Radium	NO	05/21 2008	1.69 (0.13—1.69)	Pci/l	0	MCL 5	Erosion of natural deposits
<b>Inorganic Contaminants:</b>							
Barium	NO	01/05 2011	0.040	mg/l	2	MCL 2	Discharge of drilling wastes; metal refineries; natural deposits.
Chloride	NO	02/05 2011	23.7 (0.8-23.7)	mg/l	N/A	MCL 250	Naturally occurring or road salt contamination.
Copper <sup>3</sup>	NO	09/08 2010	0.096 (0.006-0.19)	mg/l	1.3	AL 1.3	Corrosion of galvanized pipes; natural deposits.
Fluoride	NO	09/13 2011	1.68 (0.57-1.68)	mg/l	N/A	MCL 2.2	Natural deposits; water additive that promotes strong teeth.
Lead <sup>4</sup>	NO	09/08 2010	0.0027 (ND-0.018)	mg/l	0	AL 0.015	Corrosion of household plumbing systems; natural deposits.
Nitrate	NO	01/05 2010	1.21	mg/l	10	MCL 10	Runoff from fertilizer use
Sodium	NO	02/13 2007	10.0	mg/l	N/A	N/A	Naturally occurring
Sulfate	NO	01/05 2011	9.78	mg/l	250	N/A	Naturally occurring
<b>Synthetic Organic Chemicals (Pesticides / Herbicides) No Contaminants detected – 10/26/2011</b>							
<b>Volatile Organic Contaminants: No Contaminants detected – 01/05/2011</b>							
<b>Disinfection Byproducts:</b>							
HAA5 <sup>5</sup>	NO	08/03 2011	37.0	ug/l	N/A	MCL 60	By product of drinking water chlorination.
Total Trihalomethanes <sup>6</sup>	NO	08/03 2010	40.1	ug/l	N/A	MCL 80	By product of drinking water chlorination.
<b>Total Organic Compounds: Disinfection byproduct precursor</b>							
Entry Point <sup>7</sup>	NO	11/02 2011	1.23 (0.7-1.60)	mg/l	N/A	TT 35% removal	Disinfection byproduct precursor
Source <sup>7</sup>	NO	05/04 2011	2.23 (1.10-3.70)	mg/l	N/A	N/A	Disinfection byproduct precursor

*For a complete laboratory results listing visit our web site*

[wellsvillewater.com/lab\\_results.htm](http://wellsvillewater.com/lab_results.htm)

## What does this information mean?

As you can see from the table of detected contaminants, our system had no violations. We have learned through our testing that some contaminants have been detected; however, these contaminants were detected below the level allowed by the State.

### Footnotes:

**1**— A violation occurs in systems collecting less than 40 samples per month when two or more samples are total coliform positive.

**2**— Turbidity is a measure of the cloudiness of the water. We test it because it is a good indicator of the effectiveness of our filtration system. State regulations require that turbidity must always be below 0.3 NTU. 100% of our samples met this turbidity performance standard.

**3**— The level presented represents the 90<sup>th</sup> percentile of the 20 sites tested. A percentile is a value on a scale of 100 that indicates the percent of a distribution that is equal to or below it. The 90<sup>th</sup> percentile is equal to or greater than 90% of the copper values detected at your water system. In this case 20 samples were collected at your water system and the 90<sup>th</sup> percentile value was the 18<sup>th</sup> highest value. The action level for copper was not exceeded at any of the sites tested.

**4**— The level presented represents the 90<sup>th</sup> percentile of the 20 sites tested. The action level for lead was exceeded at one of the sites tested.

**5**— HAA5's (mono-, di-, & trichloroacetic acid, and mono-, & dibromoacetic acid)

**6**— Total Trihalomethanes (TTHM's - chloroform, Bromochloromethane, dibromochloromethane, and bromoform)

**7**— This level represents the annual quarterly average calculated from data collected.

### Definitions:

**Maximum Contaminant Level (MCL):** The highest level of a contaminant that is allowed in drinking water. MCLs are set as close to the MCLGs as feasible.

**Maximum Contaminant Level Goal (MCLG):** The level of a contaminant in drinking water below which there is no known or expected risk to health. MCLGs allow for a margin of safety.

**Action Level (AL):** The concentration of a contaminant, which, if exceeded, triggers treatment or other requirements that a water system must follow.

**Treatment Technique (TT):** A required process intended to reduce the level of a contaminant in drinking water.

**Non-Detects (ND):** Laboratory analysis indicates that the constituent is not present.

**Nephelometric Turbidity Unit (NTU):** A measure of the clarity of water. Turbidity in excess of 5 NTU is just noticeable to the average person.

**Milligrams per liter (mg/l):** Corresponds to one part of liquid in one million parts of liquid (parts per million - ppm).

**Micrograms per liter (ug/l):** Corresponds to one part of liquid in one billion parts of liquid (parts per billion - ppb).



## Do I need to take special precautions?

Although our drinking water met or exceeded State and Federal regulations, some people may be more vulnerable to disease causing microorganisms or pathogens in drinking water than the general population. Immuno-compromised persons such as persons with cancer undergoing chemotherapy, persons who have undergone organ transplants, people with HIV/AIDS or other immune system dis-

orders, some elderly, and infants can be particularly at risk from infections. These people should seek advice from their health care provider about their drinking water. EPA/CDC guidelines on appropriate means to lessen the risk of infection by Cryptosporidium, Giardia and other microbial pathogens are available from the Safe Drinking Water Hotline (800) 426-4791.



Our goal is to provide you with a reliable, safe and adequate supply of water. We take this responsibility very seriously. We will always adhere to all Local, State and Federal requirements.

## System Improvements.

- We continually strive to maintain and improve our water system to better serve you our customers.
- Each year we work on replacing the older mains and services.
- Each year we perform routine preventative maintenance on our hydrants.
- Each year we perform preventative maintenance on our water meters.
- We are consistently staying up to date on all rules and regulations at the water treatment plant.

In our continuing efforts to maintain a safe and dependable water supply it may be necessary to make improvements in your water system. The costs of these improvements may be reflected in the rate structure. Rate adjustments may be necessary in order to address these improvements

## CLOSING

Thank you for allowing us to continue to provide your family with quality drinking water this year. We ask that all our customers help us to protect our water sources, which are the heart of our community and our way of life. Please call the water treatment plant at (585) 593-3333 or e-mail me at [dana@wellsvillewater.com](mailto:dana@wellsvillewater.com) if you have any questions. Please visit our web site periodically as it is updated as new information becomes available.

[www.wellsvillewater.com](http://www.wellsvillewater.com)

Dana L. Harris  
Water Treatment Plant Supervisor